

21 Industrial & Floodlights>The Slim Line LED Floodlights Die cast

7040/G/D



30W COB LED Slim floodlight, IP65.

Supplied with non-dimmable LED driver.

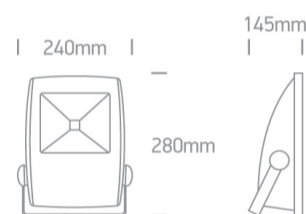
Complies with standard EN60598-1 and any other specific standards.



Downloads



Dimensions



Physical Specification



| | |
|-------------------|----------------------------------------|
| Item Group | 21 Industrial & Floodlights |
| Family | The Slim Line LED Floodlights Die cast |
| Order Code | 7040/G/D |
| Colour | Grey |
| Material | Die Cast |
| Diffuser Material | Glass |
| Shape | Rectangular |
| Length | 240mm |
| Width | 280mm |
| Height | 145mm |
| Surface Ceiling | Yes |
| Surface Wall | Yes |

| |
|----------------------|
| Surface Floor/Ground |
| Outdoor |
| Adjustable |

| |
|-------------|
| Yes |
| Yes |
| 1 Direction |

Electrical Characteristics

| |
|------------------|
| Gear |
| Fitting + Driver |
| Input Voltage |
| 50 Hz |
| 60 Hz |
| Safety Class |
| Power(Watts) |
| IP Rating |
| Light Source |
| Dimmable |
| Cable Length |
| F Mark |


| |
|---------------------------------------------------------------------------------------|
| Built In |
| 100-240V |
| Yes |
| Yes |
|  |
| 30W |
| IP65 |
| LED built in |
| No |
| 100cm |
|  |

| |
|--------------|
| Fitting |
| Input Type |
| Power(Watts) |
| IP Rating |
| Light Source |
| LED Type |
| LED Brand |


| |
|------------------|
| Constant Current |
| 30W |
| IP65 |
| LED built in |
| COB |
| Epistar |

| |
|---------------|
| Gear |
| Gear Type |
| Input Voltage |
| 50 Hz |

| |
|------------|
| Led Driver |
| 100-240V |
| Yes |

| | |
|------------------|-------------------------------------------------------------------------------------|
| 60 Hz | Yes |
| Power(Watts) | 30W |
| Power Factor | 0,9 |
| Constant Current | Yes |
| IP Rating | IP20 |
| Safety Class |  |
| Dimmable | No |
| Housing Material | Plastic |
| Output Terminal | Connector |

Illumination Data

| | |
|----------------------|---------------------------------------------------------------------------------------|
| Colour Temperature | 6000K |
| Lumen Output | 2100lm |
| Light Efficiency | 70lm/W |
| CRI | 70 |
| Beam Angle | 120° |
| Illumination Diagram |  |

Packing Info

| | |
|------------|---------------|
| Box Length | 25cm |
| Box Width | 10cm |
| Box Height | 32cm |
| Box Weight | 2,5Kg |
| Pcs/Carton | 10 |
| Barcode | 5291889032779 |
| HS Code | 9405409900 |

Energy Label



Certification & Warranty

Warranty

2 Years

Weee Directive

Yes

switch to
one light!

one
LIGHT

