

17 Pendants > LED Pendant Tubes

63108A/W/W



6W COB LED Cylinder pendant .

Complete with 700mA driver.

Complies with standard EN60598-1 and any other specific standards.



Downloads



Dimensions



Gallery





Physical Specification

Item Group	17 Pendants
Family	LED Pendant Tubes
Order Code	63108A/W/W
Colour	White
Material	Aluminium
Shape	Circular
Height	600mm


Diameter	26mm
Surface Ceiling	Yes
Indoor	Yes
Adjustable	No

## Electrical Characteristics


Gear	Built In
Fitting + Driver	
Input Voltage	100-240V
50 Hz	Yes
60 Hz	Yes
Safety Class	
Power(Watts)	6W
IP Rating	IP20
Light Source	LED built in
Dimmable	No
Cable Length	120cm
F Mark	

Fitting	
Input Type	Constant Current
Input Current	700mA
Voltage	8,5V
Power(Watts)	5,9W
IP Rating	IP20
Light Source	LED built in
LED Type	COB
LED Brand	Philips
LED Number	1

## Gear

Gear Type	Led Driver
Input Voltage	100-240V
50 Hz	Yes
60 Hz	Yes
Power(Watts)	1,9-6,7W
Power Factor	0,5
Constant Current	Yes
700mA	2,7-9,6V
IP Rating	IP20
Safety Class	
Dimmable	No

## Illumination Data

Colour Temperature	3000K
Lumen Output	420lm
Light Efficiency	70lm/W
CRI	80
Beam Angle	30°
Illumination Diagram	

## Packing Info

Pcs/Carton	12
Barcode	5291889060406
HS Code	9405409900

## Energy Label



## Certification & Warranty

Warranty

3 Years

Weee Directive

Yes

switch to  
**one light!**

**one**  
LIGHT

