

14 Plafo>The Ultra Slim LED Floating Plafo Aluminium

## 62140FB/B/C



40W LED slim plafo light, IP20, suitable for residential and commercial application.

Supplied with non-dimmable LED driver.

Complies with standard EN60598-1 and any other specific standards.



### Downloads







### Dimensions




### Physical Specification

|                 |   |
|-----------------|---|
| Item Group      | 14 Plafo                                    |
| Family          | The Ultra Slim LED Floating Plafo Aluminium |
| Order Code      | 62140FB/B/C                                 |
| Colour          | Black                                       |
| Material        | Aluminium                                   |
| Shape           | Circular                                    |
| Height          | 55mm  |
| Diameter        | 400mm                                       |
| Surface Ceiling | Yes   |
| Indoor          | Yes   |
| Adjustable      | No  |


| Gear             | External-Included   |
|------------------|---|
| Fitting + Driver |   |
| Input Voltage    | 220-240V  |
| 50 Hz            | Yes   |
| 60 Hz            | Yes   |
| Safety Class     |    |
| Power(Watts)     | 40W   |
| IP Rating        | IP20  |
| Light Source     | LED built in  |
| Dimmable         | No  |
| F Mark           |  |

| Fitting       |   |
|---------------|---|
| Input Type    | Constant Current  |
| Input Current | 1000mA  |
| Voltage       | 39V   |
| Safety Class  |  |
| Power(Watts)  | 39W   |
| IP Rating     | IP20  |
| Light Source  | LED built in  |
| LED Type      | SMD 2835  |
| LED Brand     | Sanan   |
| F Mark        |  |

| Gear          |            |
|---------------|------------|
| Gear Type     | Led Driver |
| Input Voltage | 220-240V   |
| 50 Hz         | Yes        |
| 60 Hz         | Yes        |

|                     |   |
|---------------------|---|
| Power(Watts)        | 25-42W  |
| Power Factor        | 0,9   |
| Constant Current    | Yes   |
| 1000mA              | 25-42V  |
| IP Rating           | IP20  |
| Safety Class        |  |
| Dimmable            | No  |
| Ambient Temp        | 40°C  |
| Operating Temp      | 80°C  |
| Housing Material    | Plastic   |
| Output Terminal     | Cable   |
| Fast Connector      | Yes   |
| Fast Connector Type | Other   |
| Brand               | Lifud   |

#### Illumination Data

|                      |   |
|----------------------|---|
| Colour Temperature   | 4000K   |
| Lumen Output         | 3500lm  |
| Light Efficiency     | 87,5lm/W  |
| CRI                  | 80  |
| Illumination Diagram |  |

#### Packing Info

|            |               |
|------------|---------------|
| Box Weight | 2.850kg       |
| Pcs/Carton | 4             |
| Barcode    | 5291889057420 |
| HS Code    | 9405413990    |

Warranty

3 Years

Weee Directive

Yes

switch to  
**one light!**

one  
LIGHT

