

13 Wall & Ceiling LED>The Plafo Ceiling Fan

24002/W



30W LED adjustable CCT Ceiling Light with 35W 6 speed DC motor Fan .

- Speed 1: 400RPM
- Speed 2: 500RPM
- Speed 3: 600RPM
- Speed 4: 700RPM
- Speed 5: 800RPM
- Speed 6: 900RPM

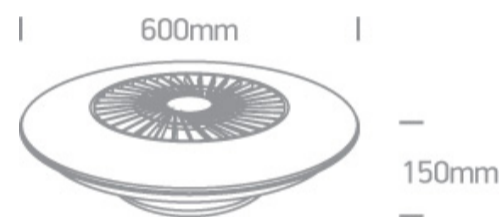
Complies with standard EN60598-1 and any other specific standards.



Downloads



Dimensions



Gallery





Physical Specification

Item Group	13 Wall & Ceiling LED
Family	The Plafo Ceiling Fan
Order Code	24002/W
Colour	White
Material	Plastic

Shape	Circular
Height	150mm
Diameter	600mm
Surface Ceiling	Yes
Indoor	Yes

Electrical Characteristics

Gear	Built In
Fitting + Driver	
Input Voltage	220-240V
50 Hz	Yes
60 Hz	Yes
Safety Class	
Power(Watts)	30W LED 35W Fan
IP Rating	IP20
Light Source	LED built in
Dimmable	No
F Mark	

Fitting	
Input Type	Constant Current
IP Rating	IP20
Light Source	LED built in
LED Type	SMD
LED Brand	Sanan

Gear	
Gear Type	Led Driver
Input Voltage	220-240V
50 Hz	Yes


60 Hz
IP Rating
Safety Class
Dimmable
Housing Material
Output Terminal

Yes
IP20

No
Plastic
Cable

Illumination Data

Colour Temperature
Lumen Output
Light Efficiency
CRI
Illumination Diagram

3000K-4000K-6000K
2600lm
86,67lm/W
80


Packing Info

Box Weight
Pcs/Carton
Barcode
HS Code

5.500kg
1
5291889062158
9405114090

Certification & Warranty

Warranty
Weee Directive

2 Years
Yes

switch to
one light!

one
LIGHT

