


06 Downlights Fixed LED>The SMD Dark Light Range

10122D/B/C



22W Dark Light LED Downlight .

Supplied with 500mA non-dimmable LED driver.

Complies with standard EN60598-1 and any other specific standards.



Downloads



Dimensions



Physical Specification

Item Group	06 Downlights Fixed LED
Family	The SMD Dark Light Range
Order Code	10122D/B/C
Colour	Black
Material	Die Cast
Shape	Circular
Height	55mm
Diameter	175mm
Cutout Hole Diameter	165mm
Recessed Ceiling	Yes
Depth Required	75mm
Indoor	Yes

Adjustable

No

Electrical Characteristics

Gear

External-Included

Fitting + Driver

Input Voltage

220-240V

50 Hz

Yes

60 Hz

Yes

Safety Class



Power(Watts)

22W

IP Rating

IP20

Light Source

LED built in

Dimmable

No

F Mark



Fitting

Input Type

Constant Current

Input Current

500mA

Voltage

40V

Safety Class



Power(Watts)

20W

IP Rating

IP20

Light Source

LED built in

LED Type

SMD 2835

LED Brand

Sanan

Gear

Gear Type


Led Driver

Input Voltage


220-240V

50 Hz

Yes

60 Hz	Yes
Power(Watts)	12,5-20W
Power Factor	0,9
Constant Current	Yes
500mA	25-40V
IP Rating	IP20
Safety Class	
Dimmable	No
Ambient Temp	-30? ~ +50?
Housing Material	Plastic
Brand	Lifud

Illumination Data

Colour Temperature	4000K
Lumen Output	1870lm
Light Efficiency	85lm/W
CRI	80
Beam Angle	100°
Illumination Diagram	
Dark Light	Yes

Packing Info

Box Length	20cm
Box Width	7cm
Box Height	18cm
Pcs/Carton	20
Barcode	5291889060710
HS Code	9405409900

Warranty

2 Years

Weee Directive

Yes

switch to
one light!

one
LIGHT

