

New 2022 Edition 2>Wall & Ceiling LED

67524B/W/W



2x6W Outdoor Wall Cylinder, IP65.

Complete with driver.

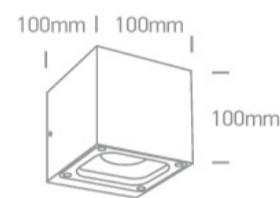
Complies with standard EN60598-1 and any other specific standards.



Downloads



Dimensions



Physical Specification

Item Group	New 2022 Edition 2
Family	Wall & Ceiling LED
Order Code	67524B/W/W
Colour	White
Material	Die Cast
Shape	Rectangular
Length	100mm
Width	100mm
Height	100mm
Surface Wall	Yes
Indoor	Yes
Outdoor	Yes

IK Rating

10

Electrical Characteristics

Gear

Built In

Fitting + Driver

Input Voltage

220-240V

50 Hz

Yes

60 Hz

Yes

Safety Class



Power(Watts)

2x6W

IP Rating

IP65

Light Source

LED built in

Dimmable

No

F Mark



Fitting

Input Type

Constant Current

Input Current

500mA

Voltage

20V

Safety Class



Power(Watts)

10W

IP Rating

IP65

Light Source

LED built in

LED Type

COB

LED Brand

Cree

Gear

Gear Type


Led Driver

Input Voltage


220-240V

50 Hz

Yes

60 Hz	Yes
Power(Watts)	9-12W
Power Factor	0,5
Constant Current	Yes
500mA	18-24V
IP Rating	IP20
Safety Class	
Dimmable	No
Brand	Eaglerise

Illumination Data

Colour Temperature	3000K
Lumen Output	1000lm
Light Efficiency	83,33lm/W
CRI	80
Beam Angle	36°
Illumination Diagram	

Packing Info

Pcs/Carton	12
Barcode	5291889072843
HS Code	9405409900

Certification & Warranty

Warranty

2 Years

Weee Directive

Yes

switch to
one light!

one
LIGHT

