

19 Wall Recessed & Inground > Outdoor Dark Light Wall Recessed Die cast

**68068C/G/W**



7W LED wall recessed light, IP65, ideal for both indoor and outdoor installation.

Complete 350mA driver.

Supplied with box for concrete installation

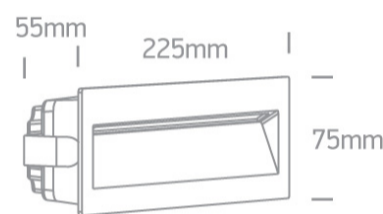
Complies with standard EN60598-1 and any other specific standards.



Downloads



Dimensions





Physical Specification

Item Group	19 Wall Recessed & Inground
Family	Outdoor Dark Light Wall Recessed Die cast
Order Code	68068C/G/W
Colour	Grey
Material	Die Cast
Shape	Rectangular
Length	225mm
Width	75mm
Height	55mm
Cutout Hole Width	220mm
Cutout Hole Length	70mm
Recessed wall	Yes

Depth Required	80mm
Indoor	Yes
Outdoor	Yes
Adjustable	No
IK Rating	6

## Electrical Characteristics

Gear	Built In
Fitting + Driver	
Input Voltage	100-240V
50 Hz	Yes
60 Hz	Yes
Safety Class	
Power(Watts)	7W
IP Rating	IP65
Light Source	LED built in
Dimmable	No
F Mark	

Fitting	
Input Type	Constant Current
Input Current	350mA
Voltage	17V
Power(Watts)	5,95W
IP Rating	IP65
Light Source	LED built in
LED Type	SMD 2835
LED Brand	Edison
LED Number	30

F Mark



## Gear

Gear Type

Led Driver

Input Voltage

100-240V

50 Hz

Yes

60 Hz

Yes

Power(Watts)

2-6W

Power Factor

0,5

Constant Current

Yes

350mA

6-18V

IP Rating

IP20

Safety Class



Housing Material

Plastic

## Illumination Data

Colour Temperature

3000K

Lumen Output

550lm

Light Efficiency

91,67lm/W

CRI

80

Illumination Diagram



Dark Light

Yes

## Packing Info

Box Length

9cm

Box Width

8cm

Box Height

23,5cm

Box Weight

0.791kg

Pcs/Carton

12

Barcode

5291889049579

HS Code

9405413990

Certification & Warranty

Warranty

2 years

switch to  
**one light!**

one  
LIGHT

