

COMPANY UP&DOWN DOWNLIGHT IN-GROUND BRICKLIGHT FLOODLIGHT BOLLARD BULKHEAD GARDEN URBAN CLASSIC URBAN MODERN POST LAMPS REFERENCES

# GLOBE 250 CLASSIC

SMALL SIZE



Ø 250 mm PMMA globe, complete with classic globe base made of shockproof resin material, UV-rays stabilized, rust and corrosion-free. Suitable for post top, hanging and wall installation. Supplied as optional with TÜV-CB certified, long-life and efficient **LED filament lamps** suitable for outdoor use. Insulation class II, protection rating IP 55.

*Globo Ø 250 mm in polimetilmetacrilato (PMMA) completo di base classica realizzata in resina antiurto, stabilizzata ai raggi UV, inattaccabile da ruggine e corrosione. Idoneo per il montaggio a palo, a sospensione o a parete. Fornito anche completo di lampadine LED a filamento adatte ad uso in ambiente esterno, certificate TÜV-CB, di lunga durata ed elevata efficienza. Classe di isolamento II, grado di protezione IP55.*



G25.131

E27 FILAMENT LED

**INDOOR & OUTDOOR USE**

+80°C  
-30°C

90% HUMIDITY

VOLTAGE SURGE RESISTANT

DRIVER SILICONE PROTECTION

|  |  |  |  |
|--|--|--|--|
|  |  |  |  |
|  |  |  |  |
|  |  |  |  |



**GLOBE 250 CLASSIC - COMPONENTS**

IP55



Ø 250 mm **GLOBE** made of UV-rays stabilized polymethylmethacrylate (PMMA), one piece only. Available in clear, opal or smoked colour.

***GLOBO** Ø 250 mm in polimetilmetacrilato (PMMA), resistente all'ingiallimento ed ai raggi UV, realizzato in un unico pezzo. Disponibile nei colori trasparente, bianco o fumé.*

Clear (X)

Opal (Y)

Smoked (Z)



**GLOBE BASE** with classic design, made of shockproof resin material, UV-rays stabilized, rust and corrosion-free. Supplied complete with E27 lampholder.

***REGGIBOCCIA** con disegno classico realizzato in resina antiurto, stabilizzato ai raggi UV, inattaccabile da ruggine e corrosione. Fornito completo di portalampada E27.*

**GLOBE 250 CLASSIC**

G25.B25 \*

250



260

**Dimensions and weight**

Height: 260 mm  
Diameter: 250 mm  
Weight: 0,8 Kg

**Moulded colours:**

Black White

**Painted colours:**

Antique green Antique bronze

**Diffuser PMMA:**

Clear Opal Smoked

**E27 VERSIONS**

100 - 240 V

\*ADD. SUFFIX



| E27 (CFL-LED) |         | max 160 mm |      | .E27 |         |
|---------------|---------|------------|------|------|---------|
| 6 W           | 800 Lm  | 4000 K     | .F1L | 8 W  | 1000 Lm |
|               |         | 2700 K     | .F1R |      |         |
| 12 W          | 1500 Lm | 4000 K     | .N1L | 8 W  | 1000 Lm |
|               |         | 2700 K     | .N1R |      |         |



Globe supplied with E27 base. Provided as an option with TÜV-CB certified, long-life and efficient **LED filament lamps suitable for outdoor use** with built-in driver fully protected against heat and humidity by silicone paste.

6W 8W 12W = 60W 75W 100W incandescent

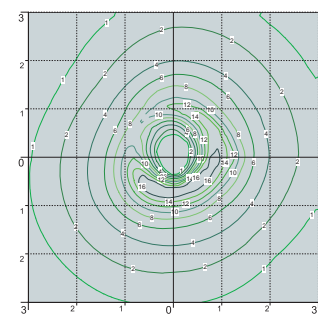
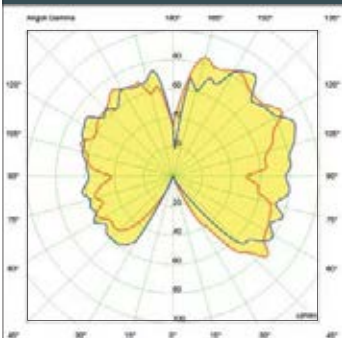
**SAVE 90%**

**LED LAMPS**



Technical details on page 552.

**PHOTOMETRIC DATA SAMPLE**



**GLOBE 250 CLASSIC** clear with Fumagalli Filament Led Lamp 6W.

POST height 1mt  
6x6mt area: average 4 lux

The photometric data for all the versions are available upon request or on our website.

\* ADD THESE SUFFIXES TO THE REFERENCES MENTIONED IN THE CATALOGUE



COMPANY UP&DOWN DOWNLIGHT IN-GROUND BRICKLIGHT FLOODLIGHT BOLLARD BULKHEAD GARDEN URBAN CLASSIC URBAN MODERN POST LAMPS REFERENCES

# GLOBE 250 CLASSIC

SMALL SIZE



G25.156.F1R



G25.162.F1R



G25.131.F1R

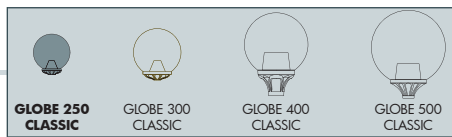


G25.110.F1R



G25.141.F1R





| MIKROLOT/G250               |             |
|-----------------------------|-------------|
| <b>E27</b>                  | G25.110.E27 |
| <b>6W LED</b>               | G25.110.F1R |
| <b>8W LED</b>               | G25.110.M1R |
| <b>12W LED</b>              | G25.110.N1R |
| Pcs 36<br>Kg 42<br>mc 0,829 |             |
| 2700K*                      |             |
|                             |             |

| BISSO/G250                  |             |
|-----------------------------|-------------|
| <b>E27</b>                  | G25.131.E27 |
| <b>6W LED</b>               | G25.131.F1R |
| <b>8W LED</b>               | G25.131.M1R |
| <b>12W LED</b>              | G25.131.N1R |
| Pcs 36<br>Kg 42<br>mc 0,829 |             |
| 2700K*                      |             |
|                             |             |

| PORPORA/G250              |             |
|---------------------------|-------------|
| <b>E27</b>                | G25.141.E27 |
| <b>6W LED</b>             | G25.141.F1R |
| <b>8W LED</b>             | G25.141.M1R |
| <b>12W LED</b>            | G25.141.N1R |
| Pcs 1<br>Kg 4<br>mc 0,028 |             |
| 2700K*                    |             |
|                           |             |

\*TO ORDER THE 4000K VERSION, USE THE SUFFIXES .F1L(6W) .M1L (8W) .N1L (12W)

| GLOBE 250 CLASSIC           |  |
|-----------------------------|--|
| G25.B25                     |  |
| Pcs 2<br>Kg 1,6<br>mc 0,025 |  |
|                             |  |

| MIZAR/G250 resin          |             |
|---------------------------|-------------|
| <b>E27</b>                | G25.151.E27 |
| <b>6W LED</b>             | G25.151.F1R |
| <b>8W LED</b>             | G25.151.M1R |
| <b>12W LED</b>            | G25.151.N1R |
| Pcs 2<br>Kg 4<br>mc 0,078 |             |
| 2700K*                    |             |
|                           |             |

| IAFET.R/G250 resin          |             |
|-----------------------------|-------------|
| <b>E27</b>                  | G25.162.E27 |
| <b>6W LED</b>               | G25.162.F1R |
| <b>8W LED</b>               | G25.162.M1R |
| <b>12W LED</b>              | G25.162.N1R |
| Pcs 2<br>Kg 6,9<br>mc 0,092 |             |
| 2700K*                      |             |
|                             |             |

| SICHEM/G250                 |             |
|-----------------------------|-------------|
| <b>E27</b>                  | G25.120.E27 |
| <b>6W LED</b>               | G25.120.F1R |
| <b>8W LED</b>               | G25.120.M1R |
| <b>12W LED</b>              | G25.120.N1R |
| Pcs 36<br>Kg 42<br>mc 0,829 |             |
| 2700K*                      |             |
|                             |             |

| GIGI BISSO/G250 3L          |                 |
|-----------------------------|-----------------|
| <b>E27</b>                  | G25.156.S30.E27 |
| <b>6W LED</b>               | G25.156.S30.F1R |
| <b>8W LED</b>               | G25.156.S30.M1R |
| <b>12W LED</b>              | G25.156.S30.N1R |
| Pcs 2<br>Kg 25,4<br>mc 0,31 |                 |
| 2700K*                      |                 |
|                             |                 |

| RICU BISSO/G250 3L           |                 |
|------------------------------|-----------------|
| <b>E27</b>                   | G25.157.S30.E27 |
| <b>6W LED</b>                | G25.157.S30.F1R |
| <b>8W LED</b>                | G25.157.S30.M1R |
| <b>12W LED</b>               | G25.157.S30.N1R |
| Pcs 2<br>Kg 27,5<br>mc 0,339 |                 |
| 2700K*                       |                 |
|                              |                 |

| ALOE'R/G250 resin         |             |
|---------------------------|-------------|
| <b>E27</b>                | G25.163.E27 |
| <b>6W LED</b>             | G25.163.F1R |
| <b>8W LED</b>             | G25.163.M1R |
| <b>12W LED</b>            | G25.163.N1R |
| Pcs 2<br>Kg 7<br>mc 0,122 |             |
| 2700K*                    |             |
|                           |             |

| ARTU'/G250                   |             |
|------------------------------|-------------|
| <b>E27</b>                   | G25.158.E27 |
| <b>6W LED</b>                | G25.158.F1R |
| <b>8W LED</b>                | G25.158.M1R |
| <b>12W LED</b>               | G25.158.N1R |
| Pcs 2<br>Kg 17,1<br>mc 0,186 |             |
| 2700K*                       |             |
|                              |             |

| GIGI/G250                    |             |
|------------------------------|-------------|
| <b>E27</b>                   | G25.156.E27 |
| <b>6W LED</b>                | G25.156.F1R |
| <b>8W LED</b>                | G25.156.M1R |
| <b>12W LED</b>               | G25.156.N1R |
| Pcs 2<br>Kg 20,1<br>mc 0,217 |             |
| 2700K*                       |             |
|                              |             |

| GIGI BISSO/G250 2L          |                 |
|-----------------------------|-----------------|
| <b>E27</b>                  | G25.156.S20.E27 |
| <b>6W LED</b>               | G25.156.S20.F1R |
| <b>8W LED</b>               | G25.156.S20.M1R |
| <b>12W LED</b>              | G25.156.S20.N1R |
| Pcs 2<br>Kg 23,7<br>mc 0,27 |                 |
| 2700K*                      |                 |
|                             |                 |

| RICU BISSO/G250 2L           |                 |
|------------------------------|-----------------|
| <b>E27</b>                   | G25.157.S20.E27 |
| <b>6W LED</b>                | G25.157.S20.F1R |
| <b>8W LED</b>                | G25.157.S20.M1R |
| <b>12W LED</b>               | G25.157.S20.N1R |
| Pcs 2<br>Kg 24,8<br>mc 0,304 |                 |
| 2700K*                       |                 |
|                              |                 |