

# MARTA 160

UP & DOWN



Up&down bulkhead lamp made of shockproof resin material, UV-rays stabilized, rust and corrosion-free. Available with single opening for one side light emission or with double opening for up&down light emission. Supplied as standard with TÜV-CB certified, long-life, efficient and **Kelvin settable GX53 LED lamps included**. Single opening version available also with E27 lampholder. Insulation class II, Protection rating IP55.



*Plafoniera up&down realizzata in resina antiurto, stabilizzata ai raggi UV, inattaccabile da ruggine e corrosione. Disponibile con apertura singola ed emissione della luce in una sola direzione o con apertura doppia ed emissione della luce up&down. Fornita con **include lampadine a LED GX53 con kelvin impostabile** certificate TÜV-CB, di lunga durata ed elevata efficienza o provvista di portalampada E27. Classe di isolamento II, grado di protezione IP55.*



2A6.000.WUD2K

**CCT SETTABLE**

3000 K 4000 K 6500 K

SDCM <6






**MARTA 160 - COMPONENTS**

**IP55**



**BODY** made of shockproof resin material, UV-rays stabilized, rust and corrosion free. Available with double openings for up&down light emission or with single opening for one side light emission.

**CORPO** in resina antiurto, stabilizzata ai raggi UV, inattaccabile da ruggine e corrosione. Disponibile con apertura doppia ed emissione della luce up&down o con apertura singola ed emissione della luce in una sola direzione.

**DIFFUSER** made of shockproof resin material (PC) complete with silicone rubber gasket to ensure high protection against external agents. Frosted or coloured versions, to get a customized ambience.


**DIFFUSORE** in resina antiurto (PC) completo di guarnizione in gomma siliconica per garantire un alto livello di protezione contro gli agenti esterni. Disponibile nella versione satinata o colorata, per ottenere un'ambientazione personalizzata.



**BASE** made of shockproof resin material suitable for the electrical devices fixation and provided with single or double GX53 lampholder. For single opening version, the base can be supplied also with E27 lampholder.

**BASE** in resina antiurto predisposta per il fissaggio degli accessori elettrici. Fornita completa di portalamпада GX53 singolo o doppio. Nella versione con apertura singola la base può essere fornita anche con portalamпада E27.

**MARTA 160**



**Dimensions and weight**

Width: 164 mm  
Height: 192 mm  
Depth: 145 mm  
Weight: 1,1 Kg

**Moulded colours:**

Black White Grey

**Diffuser PC:**

Frosted Green Orange Blue

**GX53 LED**

100 - 240 V

\*ADD. SUFFIX



LAMP HOLDER	W	Lm	*ADD. SUFFIX	
			Color	Code
MARTA 160-1L	3 W	350 Lm	6500 K	.G1K
			4000 K	
			3000 K	
	7 W	800 Lm	6500 K	.C1K
			4000 K	
			3000 K	
10 W	1200 Lm	6500 K	.D1K	
		4000 K		
		3000 K		
MARTA 160-2L	2x3 W 6 W	700 Lm	6500 K	.G2K
			4000 K	
			3000 K	
	2x7 W 14 W	1600 Lm	6500 K	.C2K
			4000 K	
			3000 K	
2x10 W 20 W	2400 Lm	6500 K	.D2K	
		4000 K		
		3000 K		

Up&Down bulkhead supplied as standard with TÜV-CB certified, long-life, efficient and Kelvin settable GX53 LED lamp included. Different wattages available. Quick and easy lamp replacement for a very simple maintenance after installation.

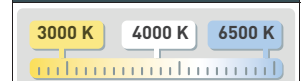
- **COST SAVING:** long-life and efficient LED light sources
- **BUILT-IN DRIVER:** quick and easy lamp replacement
- **GREAT FLEXIBILITY:** GX53 standard lamp holder
- **FUTURE-PROOFED LUMINARIES:** performances easy to upgrade to latest technology developments
- **SUITABLE FOR OUTDOOR USE:** built-in driver fully protected against heat and humidity by silicone paste.

**LED LAMPS**



Technical details on page 552.

**CCT SETTABLE LED LAMP**



CCT switch settable in three different positions, to select the desired Kelvin temperature (3000K/4000K/6500K) and get a customized ambience.

**E27**

100 - 240 V

\*ADD. SUFFIX



LAMP HOLDER	W	max 110 mm	*ADD. SUFFIX
MARTA 160-1L E27	E27 (CFL-LED)	↔	.E27


The E27 version is available only with single opening for one side light emission.

\* ADD THESE SUFFIXES TO THE REFERENCES MENTIONED IN THE CATALOGUE

COMPANY  
UP&DOWN  
DOWNLIGHT  
IN-GROUND  
BRICKLIGHT  
FLOODLIGHT  
BOLLARD  
BULKHEAD  
GARDEN  
URBAN CLASSIC  
URBAN MODERN  
POST  
LAMPS  
REFERENCES

# MARTA 160

UP & DOWN



1A6.000.D1K



2A6.000.D2K



2A6.000.LRD2K





**MARTA 160-1L GX53**

<b>3W</b>	1A6.000.G1K
<b>7W</b>	1A6.000.C1K
<b>10W</b>	1A6.000.D1K

CCT SETTABLE GX53 LED LAMP INCLUDED  
3000K/4000K/6500K

Pcs 18  
Kg 26  
mc 0,12

**MARTA 160-2L GX53**

<b>2x3W</b>	2A6.000.G2K
<b>2x7W</b>	2A6.000.C2K
<b>2x10W</b>	2A6.000.D2K

2 CCT SETTABLE GX53 LED LAMP INCLUDED  
3000K/4000K/6500K

Pcs 18  
Kg 28  
mc 0,12

**MARTA 160-1L E27**

**E27 lampholder** 1A6.000.E27

Pcs 18  
Kg 20  
mc 0,12